

Auto Risk Management Toolkit

Kit Includes:

Article



The benefits of defensive driver training
By Sovereign Insurance | Publishing team | October

There's a well-known saying in aviation: "The best offense is a good defense," but it applies to the roadway as well. Defensive driving, learned by the general public, is an effective strategy to prevent collisions, or some of the unwanted drivers of other and personal accidents, to one of the best ways to stay safe on the road.

So, are commercial vehicles always born to have the risk of the road? We would like to say that defensive driving skills and techniques, and certainly have their advantages.

What should defensive drivers look out for?

When you start driving the streets or other areas at the beginning of the road, defensive driver training, but you can learn to be a defensive driver and reduce your risk of an accident. There are many reasons why defensive driver training is important, and it can help you avoid accidents and reduce your risk of an accident.

No matter what you do, you can't avoid the risk of an accident. However, the best way to avoid an accident is to be a defensive driver. You can learn to be a defensive driver by taking a defensive driver course. This course will teach you the skills and techniques you need to avoid accidents and reduce your risk of an accident.

What are the benefits of defensive driver training?

Defensive driver training can help you avoid accidents and reduce your risk of an accident. It can also help you avoid accidents and reduce your risk of an accident. It can also help you avoid accidents and reduce your risk of an accident.

The benefits of defensive driver training

Article



The importance of pre-hire road tests
By Sovereign Insurance | Publishing team | October

When hiring new drivers, applicants with years of driving experience can look great on paper. However, regardless of an applicant's past record, it's always best to hire and evaluate a driver before you hire them to ensure the driver is safe and professional and so on.

Therefore, we want to make sure the candidate can drive the vehicle, but the candidate should also be an appropriate person, that is, they should have the appropriate level of knowledge and skills. Therefore, we want to make sure the candidate can drive the vehicle, but the candidate should also be an appropriate person, that is, they should have the appropriate level of knowledge and skills.

When hiring new drivers, applicants with years of driving experience can look great on paper. However, regardless of an applicant's past record, it's always best to hire and evaluate a driver before you hire them to ensure the driver is safe and professional and so on.


Therefore, we want to make sure the candidate can drive the vehicle, but the candidate should also be an appropriate person, that is, they should have the appropriate level of knowledge and skills. Therefore, we want to make sure the candidate can drive the vehicle, but the candidate should also be an appropriate person, that is, they should have the appropriate level of knowledge and skills.

When hiring new drivers, applicants with years of driving experience can look great on paper. However, regardless of an applicant's past record, it's always best to hire and evaluate a driver before you hire them to ensure the driver is safe and professional and so on.

Therefore, we want to make sure the candidate can drive the vehicle, but the candidate should also be an appropriate person, that is, they should have the appropriate level of knowledge and skills. Therefore, we want to make sure the candidate can drive the vehicle, but the candidate should also be an appropriate person, that is, they should have the appropriate level of knowledge and skills.

The importance of pre-hire road tests

Template




Fleet Preventative Maintenance Checklist

Vehicle number / Fleet plate: _____ Make of: _____ Model: _____ Year: _____

Item	Frequency	Next Due	Completed
Oil change	5000 miles		
Filter change	5000 miles		
Brake pads	50000 miles		
Brake fluid	50000 miles		
Wash wax	3 months		
Tire rotation	5000 miles		
Wash wax	3 months		
Tire rotation	5000 miles		
Wash wax	3 months		
Tire rotation	5000 miles		
Wash wax	3 months		
Tire rotation	5000 miles		

Fleet preventative maintenance checklist

Infographic



Liquid Bulk Trucks & Trailers
PRODUCT OFFLOADING BEST PRACTICE

When offloading product from a liquid bulk truck/trailer, it's critical that drivers remain in the vehicle, at all times, unless instructed otherwise.

Why should drivers stay at the unloading point?

- To avoid the unloading of fuel, liquid, or gas
- To ensure safety protocols are followed
- To help prevent, or quickly respond to, accidents such as fuel spills


DO NOT LEAVE THE CONTROLS.

USE THE TRUCK SAFETY CHECKS TO CONFIRM TRUCKS ARE NOT LOADED WITH HAZARDOUS WHEN OFFLOADING PRODUCT FROM A BULK TRUCK/TRAILER.

Consider calling this picture as a best practice to remind drivers of the importance of remaining at the vehicle when offloading product.

Liquid bulk trucks & trailers: product offloading best practice

Template



Non-Commercial Vehicle Pre-Trip Inspection Checklist

Vehicle number / Fleet plate: _____ Make of: _____ Model: _____ Year: _____

Item	Frequency	Next Due	Completed
Oil level	Every day		
Water level	Every day		
Brake pads	50000 miles		
Brake fluid	50000 miles		
Wash wax	3 months		
Tire rotation	5000 miles		
Wash wax	3 months		
Tire rotation	5000 miles		
Wash wax	3 months		
Tire rotation	5000 miles		
Wash wax	3 months		
Tire rotation	5000 miles		

Non-commercial vehicle pre-trip inspection checklist